


RAA-F1610 Isothermal Nucleic Acid Amplification Detector









Working Principle

Under the constant temperature provided by the instrument, the nucleic acid fragments undergo specific amplification, and the amplified fragments bind with fluorescent dyes and are induced to produce fluorescent signals under the excitation of the excitation light source. The fluorescent signals are transmitted through the optical circuit and converted into electrical signals, which are captured by the circuit and converted into fluorescent data, and finally the signals are processed by the software to determine the negative/positive results.

Intended Use

Based on RAA isothermal nucleic acid amplification technology, together with the supporting detection reagents, RAA-F1610 can be used for qualitative detection of target nucleic acids. It is widely used in the fields of inspection and quarantine, disease prevention and control, food safety, species identification, and environmental microorganisms detection.

Product Features

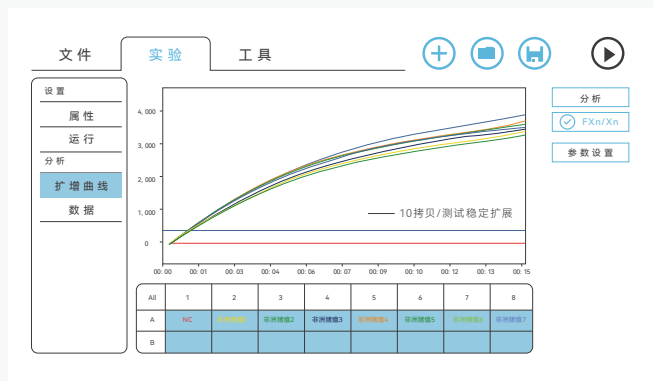
 <p>Isothermal &Rapid</p>	 <p>Intelligent Analysis</p>	 <p>Portable &Flexible</p>	 <p>Wide Application</p>	 <p>Easy Operation</p>	 <p>Safe &Reliable</p>
<p>39 °C, Complete detection in 5 ~15 min</p>	<p>Intelligent data analysis, Automatic interpretation of results</p>	<p>Small and portable Inspection at anytime and anywhere</p>	<p>100-240VAC wide voltage design Multi-country, Multi-language, Multi-inspection field</p>	<p>One-button operation Just need simple training</p>	<p>Closed testing Overheating protection</p>

Basic Parameters

Item	Parameter
Module specifications	0.2mL×16
Temperature setting range	37-42°C
Time setting range	1-500min

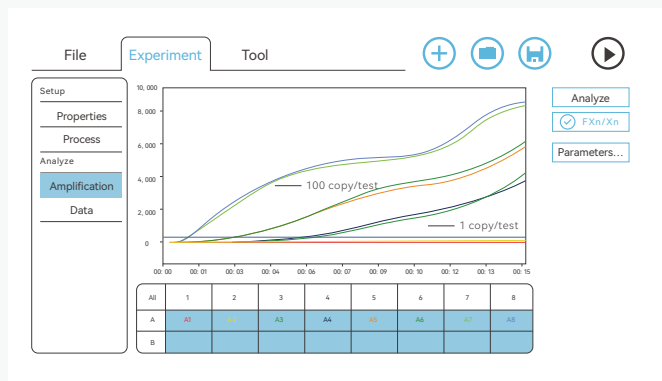
Item	Parameter
USB interface	Used to print experimental results, copy data
Applicable probe	FAM
Dimension L×W×H	320×250×177mm
Weight	Net weight 4.5 kg

Instrument Interface



African swine fever repeatability experiment

Note: 1 negative control, African swine fever sample concentration: 10 copies/test (Repeat 7 times)



African swine fever sensitivity verification experiment (English operation page)


sensitivity can reach single copy / test
Note: A1-A2: NC, A3-A4: 1 copy/test, A5-A6: 10 copies/test, A7-A8: 100 copies/test

About us

Wuxi Qitian Biological Science Instruments Co., Ltd is a holding subsidiary of QT Biotech Co., Ltd., focusing on the research and development and application of isothermal nucleic acid amplification technology and supporting instruments of rapid molecular detection. Participating in major project of the national 13th Five-Year Plan, special project of emergency response to public safety control and prevention of the Ministry of Science and Technology and the unveiling and commanding project to tackle key technology of COVID-19 control and prevention in Wuxi and other projects. The company has completed the sample extraction and pretreatment system and the design of multichannel RAA fluorescent detector and algorithm model of fluorescence detection and its first-generation product isothermal nucleic acid fluorescent detector has obtained national Class III registration certificate to meet the requirements of market access. The company has RAA fluorescent quantification algorithm and sample pretreatment and other core patent technology and many fluorescent detection software copyrights. With the quality policy of "Committed to innovation, Based on quality, Achieve win-win results", the company has created an on-site nucleic acid detection platform to race against time to protect life safety.

Wuxi Qitian Biological Science Instruments Co., Ltd.

- www.qt-bio.com
- qt@qt-bio.com
- No. 207 of Block A, Xingye Building, Linghu Avenue 97-1, University Science Technology Park, Xinwu District, Wuxi, Jiangsu, China.
- 0510-85385531 (Sales) 18921157475 (Customer service)



WeChat



WeChat Official Account